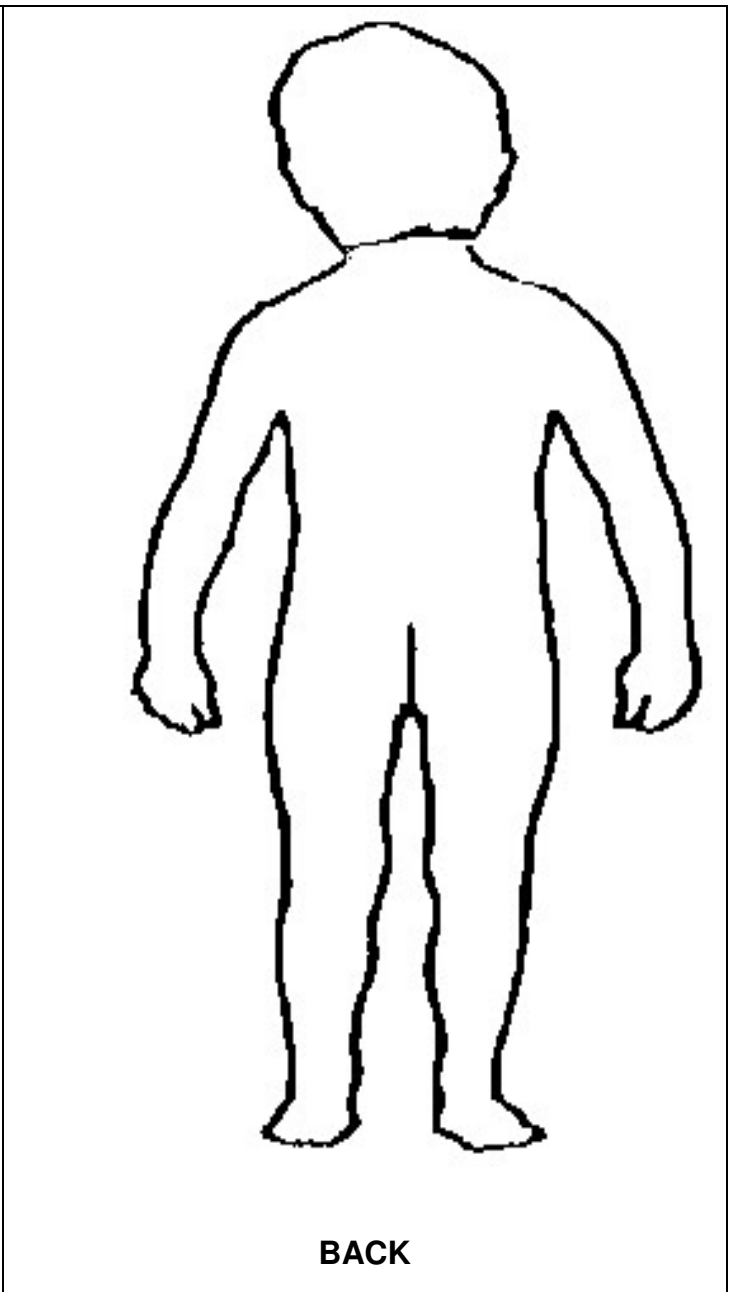
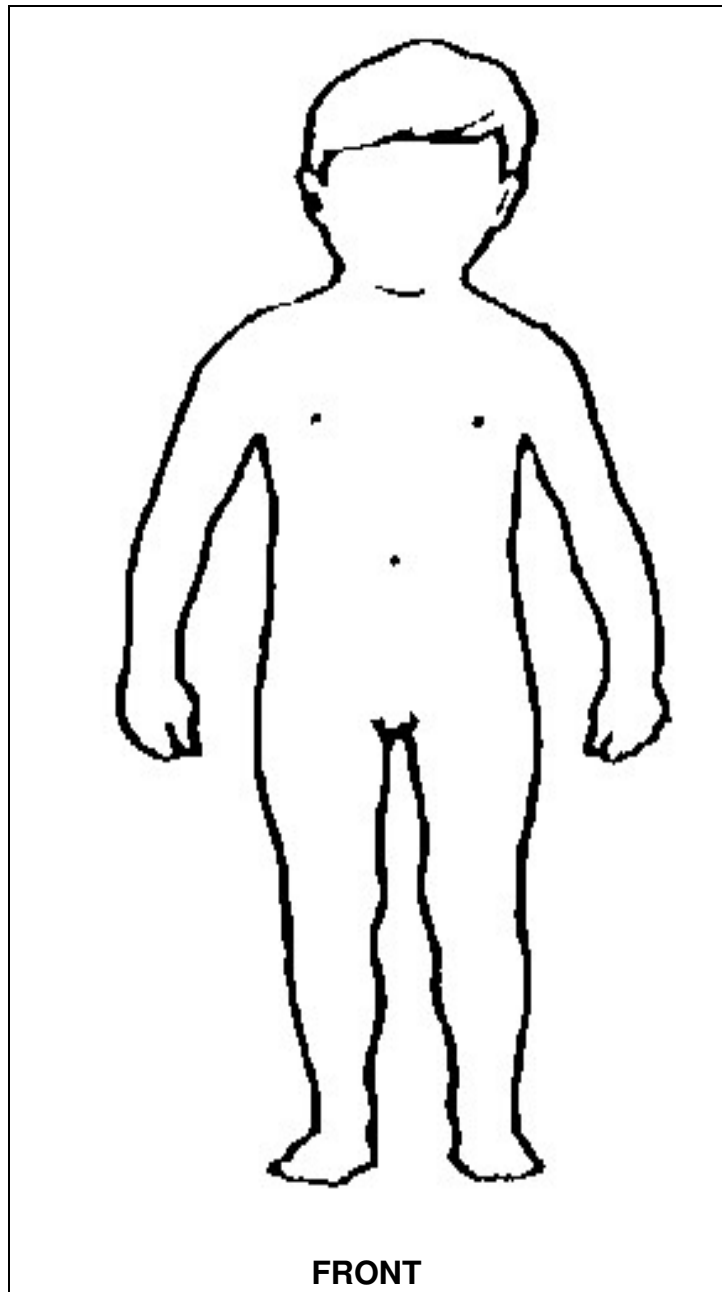
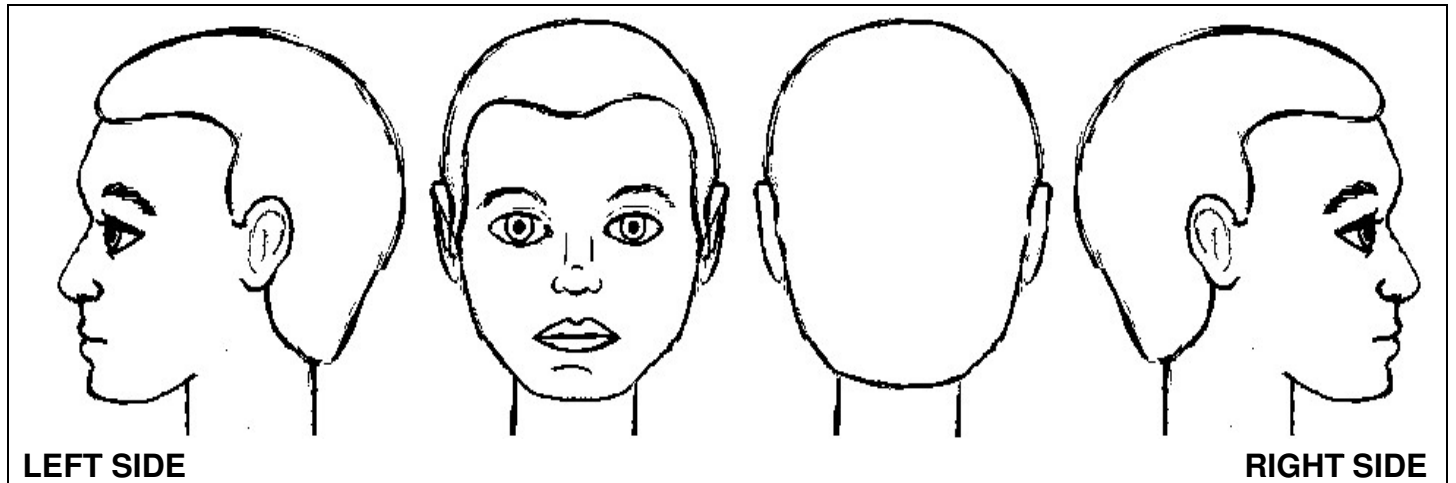


GROWING SAFETY – INJURY BODY MAP

NAME OF CHILD	DATE OF BIRTH
----------------------	----------------------







NAME OF WORKER	DATE RECORDED
-----------------------	----------------------

NOTE: THIS IS A SOCIAL WORK RECORD AND DOES NOT REPLACE A MEDICAL RECORD OR PAEDIATRIC REPORT

GROWING SAFETY – INJURY BODY MAP

NAME OF CHILD	DATE OF BIRTH
----------------------	----------------------

	
LEFT HAND	RIGHT HAND

	
LEFT FOOT	RIGHT FOOT

FULL DESCRIPTION OF INJURY

ANY EXPLANATION GIVEN?

REPORTED BY?	
REPORTED WHEN?	

NAME OF WORKER	DATE RECORDED
WORKER'S ROLE	

GROWING SAFETY – INJURY DETAILS

NAME OF CHILD	DATE OF BIRTH
----------------------	----------------------

REPORTED BY?	
ROLE OF PERSON REPORTING INJURY	
REPORTED WHEN?	

CHILD'S VOICE – WHAT DOES THE CHILD SAY ABOUT THE INJURY?

PARENT'S VOICE – WHAT DOES THE PARENT OR CARER SAY ABOUT THE INJURY?

WHAT ARE WE WORRIED ABOUT/ WHAT IS WORKING WELL? (In connection with this injury)

WHAT NEEDS TO HAPPEN? (In connection with this injury) DOES THERE NEED TO BE A CHILD PROTECTION MEDICAL?

NAME OF WORKER	DATE RECORDED
ROLE OF WORKER	

GROWING SAFETY CHECKLIST

PURPOSE	RECORDING AN INJURY	TAKING ACTION
<ul style="list-style-type: none"> <input type="checkbox"/> The Body Map is intended to be used to record a physical injury to a child particularly if it is felt to be non-accidental or part of a pattern of injuries <input type="checkbox"/> It provides a visual record of an injury and an aid to discussing what action to take with Managers, the Police and Medical Staff <input type="checkbox"/> It comes with a warning that it should not replace getting a medical opinion and treatment when ever felt to be necessary <input type="checkbox"/> Workers should not attempt a thorough medical examination or diagnosis of the injury, it is a record of what can be seen and what has been said <input type="checkbox"/> If the child is reported to be in distress or pain or it is an obviously serious injury then medical attention should be sought before any further action is taken 	<ul style="list-style-type: none"> <input type="checkbox"/> Note who saw the injury, when, and their role in relation to the child <input type="checkbox"/> Note as many details about the injury as reported, when it was seen and what was said <input type="checkbox"/> Note any explanations given <input type="checkbox"/> If you see the child, make observations in the least obtrusive way; do not attempt a medical examination or get them to undress <input type="checkbox"/> Note all visible injuries even small marks that in themselves may not be of concern <input type="checkbox"/> Note where the injury is, what it looks like, colour, size, shape and condition <input type="checkbox"/> Note its condition: Is the skin broken?; Is there any swelling, blistering or bleeding? Does it look fresh or healing? <input type="checkbox"/> Is it causing any distress to the child? <input type="checkbox"/> Note this on the Body Map in as much detail as possible <input type="checkbox"/> Add a written description if this helps and where a drawing doesn't illustrate all of your observations <input type="checkbox"/> If the child says anything about the injury note this <input type="checkbox"/> If the parent says anything about the injury note this 	<ul style="list-style-type: none"> <input type="checkbox"/> After making the observations decide whether immediate action needs to be taken to treat the injury and arrange with the parent for this to happen <input type="checkbox"/> Note any concerns that relate to the injury or family strengths that suggest that the child is safe <input type="checkbox"/> Note any other actions you feel need to be taken including whether you feel there is a need for a child protection medical <input type="checkbox"/> Discuss all observations with your Manager <input type="checkbox"/> On the basis of the discussion let the parent or carer and child (if age appropriate) know what decision has been made <input type="checkbox"/> Arrange child protection medical if agreed and make arrangements for the child and their parent or carers to get to the Health Centre <input type="checkbox"/> Note Paediatrician's observations and recommendations <input type="checkbox"/> Discuss the outcome with your Manager
<p>BEFORE USING THE BODY MAP</p> <ul style="list-style-type: none"> <input type="checkbox"/> When an injury is reported or noticed try to get as much information about what it is, where it is and what explanation been given <input type="checkbox"/> Discuss with your Manager and speak to the Police if it is agreed appropriate to do so <input type="checkbox"/> Agree about whether to see the child yourself or whether it would be less distressing to get the person who has seen the injury to make a record <input type="checkbox"/> Unless there would be a real risk to the child you need to speak to the child's parent or carer to explain about the injury, what you are doing and why 		

NOTE: THIS IS A SOCIAL WORK RECORD AND DOES NOT REPLACE A MEDICAL RECORD OR PAEDIATRIC REPORT