

WORDSYNK TELEPHONE INTERPRETING APP

User Guide

WORDSYNK USER GUIDE

WordSynk is the latest app based technology providing an efficient, clear and seamless way to communicate with a live interpreter. By following the below process, you can automatically select your language, call and be connected with a professional industry expert Interpreter, in less than 30 seconds.


Step 1

Read the information provided about the app.

Once you have a wider understanding please press the [arrow button](#) that will take you through to further information.

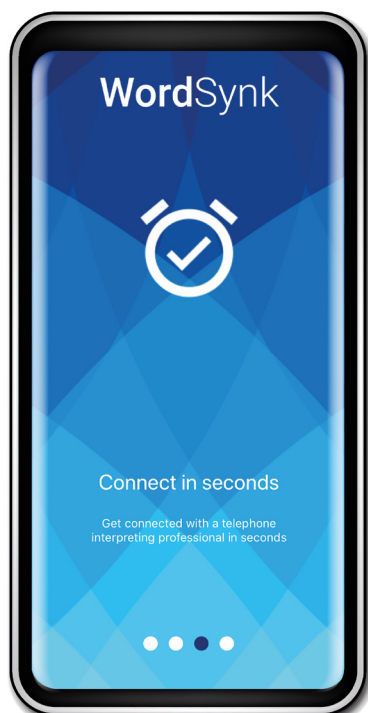


Step 2



Once you have read the information please continue onto the following page by clicking the [arrow button](#).

Step 3



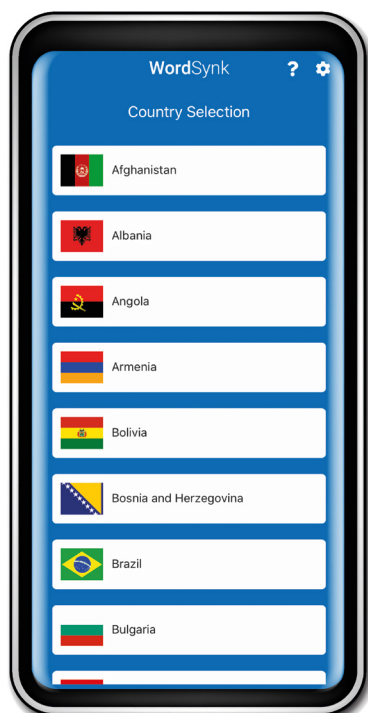
Once you have read the information please continue onto the following page by clicking the [arrow button](#).

Step 4



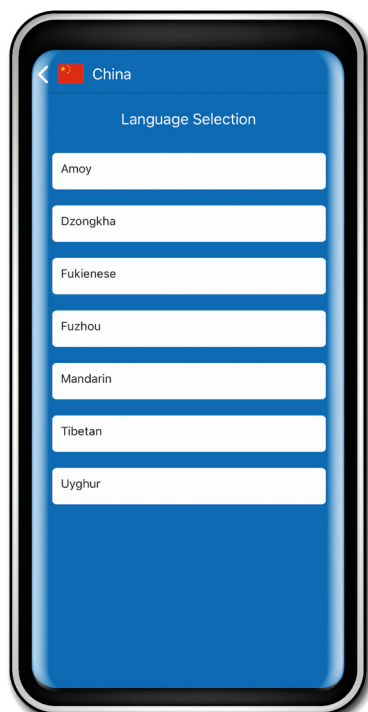
You will now have a wider understanding of the application. If you are ready to connect with an Interpreter please click the **let's start** button.

Step 5



Please select the country from where the limited English speaker is from.

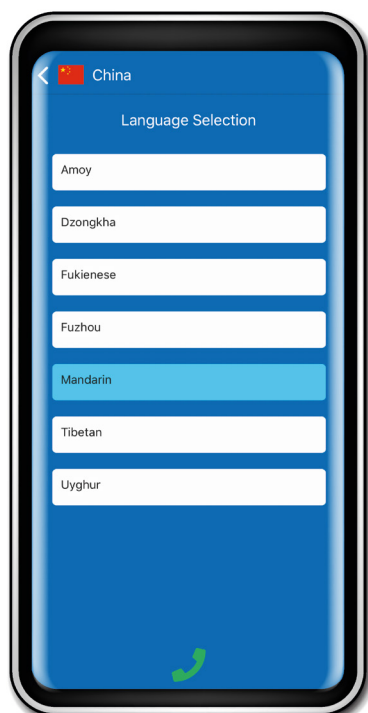
Step 6



Once you have selected the country, the different languages within this country will appear.

Please select the correct language.

Step 7



Once the correct language is selected, the tile will be highlighted and a call button will appear at the bottom of your screen.

Click the **green phone button** at the bottom of the screen to be connect to an interpreter.

Step 8



The app will then connect to a call with a Telephone Interpreter within 30 seconds.



+44 (0)870 748 8000



thebigword Group Ltd.



info@thebigword.com