















PPE in Care Homes & Day Services

Situation	PPE required
In any area (including kitchen, laundry and offices) of a residential home or day service setting where there are only individuals without symptoms * (including being within 2 metres but no physical contact)	Surgical mask In this situation Disposable Gloves & Disposable Apron are only required if you are caring for individuals who are shielding or if your task involves anyone who is shielding or being within their immediate living space.  
Within 2 metres of an individual who has symptoms of COVID-19 or is a confirmed case	Disposable Gloves Disposable Apron Fluid resistant surgical mask Eye protection (goggles or face shield. Reusable eye protection should be wiped between uses and washed with hot soapy water at the end of a shift.)      
Personal care or physical contact for any individual - whether they have symptoms or not	Disposable Gloves Disposable Apron Fluid resistant surgical mask Eye protection (goggles or face shield) as per risk assessment. Reusable eye protection should be wiped between uses and washed with hot soapy water at the end of a shift.      

Change gloves and apron between tasks or people.

You may wear the same mask between residents or tasks so long as you **do not take the mask off, or lower it from your face**. You should not touch your face mask whilst wearing it. Once removed – dispose of PPE.

See Poster guides on how to safely [put on](#) and [take off](#) PPE as well as the [Video](#) on how to safely put on and take off PPE.





See [guidance](#)- page 15 for further information regarding shielding.

*please note that if you are not able to ensure that residents with symptoms are isolating within their own rooms then specialist advice should be sought from the infection prevention control team on nccg.communityipc.covid19@nhs.net

Please see full guidance here: [GOV.uk website- PPE in care homes](#) For those working in laundry in homes, gloves, apron and a surgical mask must be worn, when handling/ dealing with potentially contaminated items. Those working in kitchens should wear PPE in line with their service specific risk assessments as well as a face mask.

Enhanced PPE is required for anyone conducting aerosol generating procedures – please see guidance here: [GOV.uk website- AGP's](#)

PPE for domiciliary care teams and those working in a person's home when assessing or providing care/ support

Situation	PPE required
<p>Person doesn't have symptoms or is not a confirmed case of COVID-19 & Visit does not require you to touch the person.</p> <p>You are working in an office or shared area with people providing direct support</p>	<p>Surgical mask</p> <p>In this situation Disposable Gloves & Disposable Apron are only required if you are entering the property of someone who is shielding.</p>  
<p>Person doesn't have symptoms or is not a confirmed case of COVID-19 & Visit is to provide personal care which requires you to be in direct contact (e.g. touching)</p>	<p>Disposable Gloves Disposable Apron Fluid resistant surgical mask Eye protection (goggles or face shield) as per risk assessment. Reusable eye protection should be wiped between uses and washed with hot soapy water at the end of a shift.</p> 
<p>Person has symptoms of COVID-19 or is a confirmed case</p>	<p>Disposable Gloves Disposable Apron Fluid resistant surgical mask Eye protection (goggles or face shield) as per risk assessment. Reusable eye protection should be wiped between uses and washed with hot soapy water at the end of a shift.</p> 

You must put your face mask on before entering a person's home.

You may wear the same mask between different homecare visits (or visiting different people living in an extra care scheme), so long as you **do not take the mask off, or lower it from your face**. You should not touch your face mask whilst wearing it. Once removed – dispose of PPE.

Change gloves and apron between tasks or people.

See poster guides on how to safely [put on](#) and [take off](#) PPE as well as the [video](#) on how to safely put on and remove PPE.

See [guidance](#) - page 15 for further information regarding shielding.

If a **member of the household who is not being cared for has symptoms** – they should remain outside the room or rooms where the care worker is working. If unable to maintain 2 metre distance from anyone who is coughing (including the client) then workers should follow the recommendations for clients who have symptoms.

Please see full guidance for more details here: [GOV.uk website – PPE home care guidance](#)

Enhanced PPE is required for anyone conducting aerosol generating procedures – please see guidance for more details here: [Gov.uk website – AGP's](#)