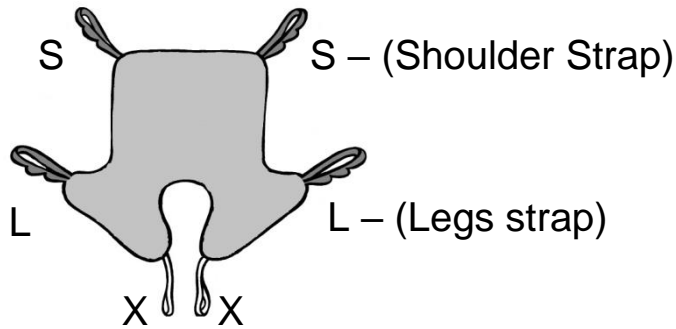


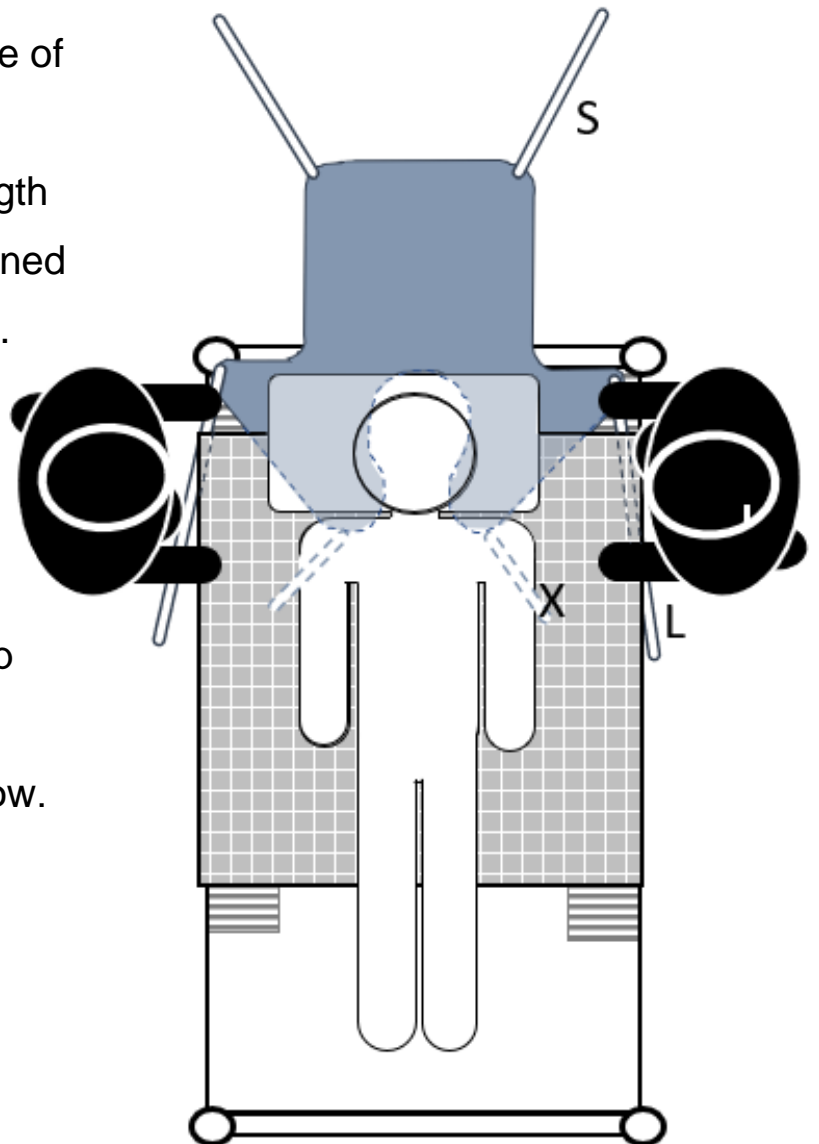
# FITTING INSTRUCTIONS – NON-ROLL SUPPORT TYPE SLING (6 Straps) LYING POSITION using 4-Way Bed System



## FITTING SLING FROM A LYING POSITION – (NON-ROLL TECHNIQUE)

**1** Carers to stand either side of bed. Client to be lying in middle of bed, with  $\frac{3}{4}$  length 4-way bed system positioned under shoulders and hips.

**2** Carers to slide sling **in between** the 4-way top and bottom sheets, and underneath Person's pillow. Sling to be label down.



# FITTING INSTRUCTIONS – NON-ROLL SUPPORT TYPE SLING (6 Straps) LYING POSITION using 4-Way Bed System

**3**

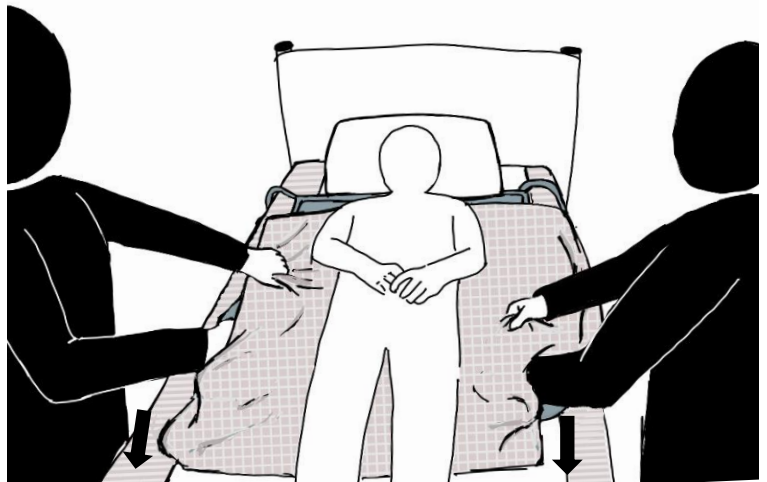
Carers to hold onto 4-way top sheet with the hand nearest head of bed, holding top sheet taut.

Carers to hold onto Sling with hand nearest the foot of the bed.

Carers to transfer weight from the front to back foot and slide sling down towards foot of bed.

Carers to co-ordinate movement with commands such as “ready, steady, slide”.

Keep movements small.

**4**

Repeat until sling is in correct position underneath the 4-way top sheet

**5**

See Guidance Sheet D16 for hoisting technique and instruction on removing 4-way top sheet.

