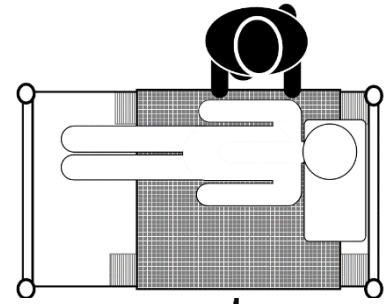
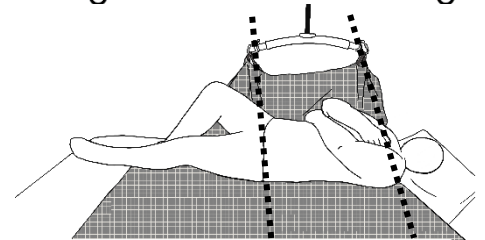


1 Carer to move person to edge of bed as per guidance sheet B11 or B14.

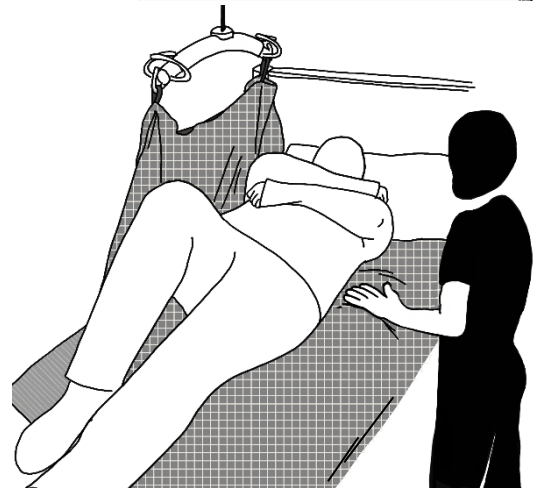


2 Carer to attach handle straps onto hoist spreader bar at shoulder and hip level.

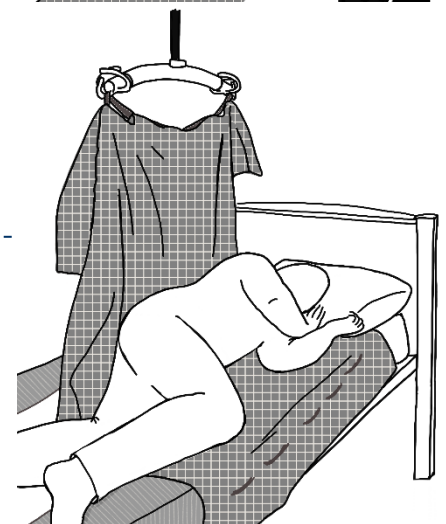


3 Carer to move to opposite side of bed, and operate hoist to roll person.

(If using a wedge, refer to Moving and Handling Care Plan for positioning)



4 Person to maintain side lying position. Carer to lower hoist.



5 For supported roll back; re-attach handle straps to hoist spreader bar, and encourage person to lean back into top sheet whilst lowering hoist.

- N.B.**
- Person is not to be raised off bed. Do NOT use sheet as a sling.
 - Ensure bed is at appropriate height for carer.
 - Tuck top sheet under mattress after positioning