

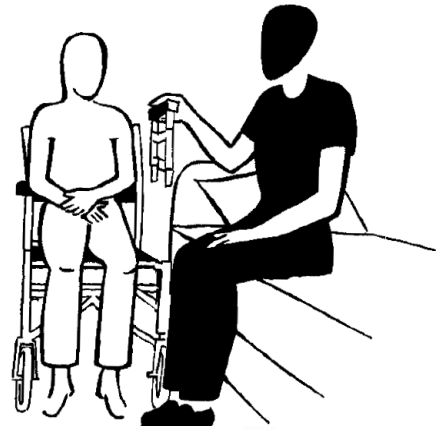
SIDE TRANSFER

STRAIGHT TRANSFER BOARD

1 CARER

1

Position chair as shown.
Remove centre armrests and footplates.



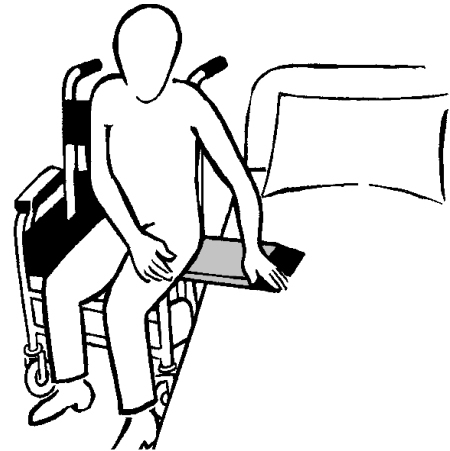
2

Person to lean to side.
Carer to position transfer board underneath person's buttock.



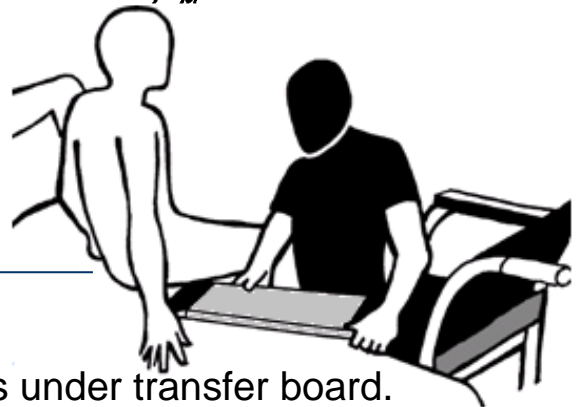
3

Person to place hand flat on far end of transfer board.
Shuffle across in small movements.



4

Once seated on bed, person to lean to one side. Carer to remove board.



- N.B.**
- Ensure brakes are applied.
 - Care must be taken not to trap fingers under transfer board.
 - Two surfaces should be approximately the same height.