

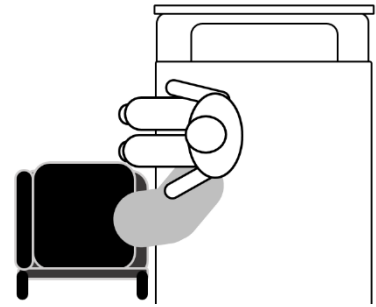
# SIDE TRANSFER FROM BED

## CURVED TRANSFER BOARD

### 1 CARER

1

Person to sit on the edge of the bed.  
Carer to position chair next to bed, and remove footplates and centre armrests.



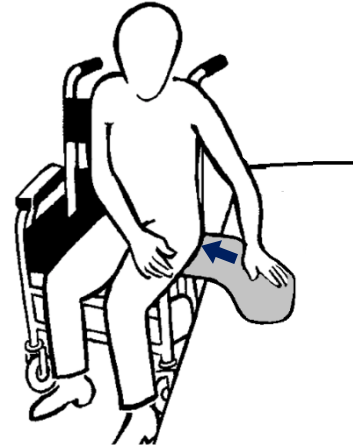
2

Person to lean to side.  
Carer to position transfer board underneath person's buttock.



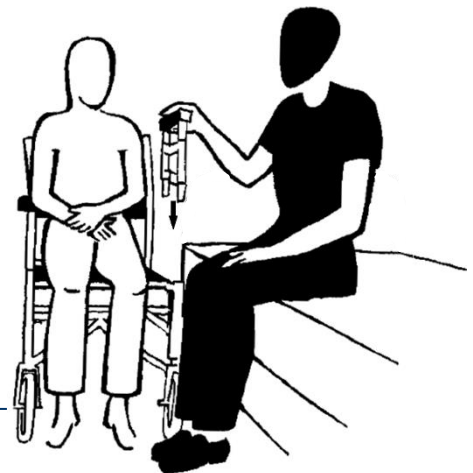
3

Person to place hand flat on far end of transfer board.  
Shuffle across in small movements.



4

Once seated on chair, person to lean to one side. Carer to remove board.  
Carer to re-apply armrests and footplates.



- N.B.**
- Ensure brakes are applied.
  - Care must be taken not to trap fingers under transfer board.
  - Two surfaces should be approximately the same height.