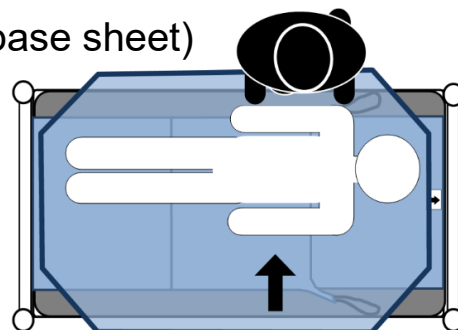


ROLLING ON BED USING HOIST AND PADDED 4-WAY BED MANAGEMENT SYSTEM

1 CARER

1

Carer to raise 'curtain' (middle section of base sheet) as per guidance sheet B27.

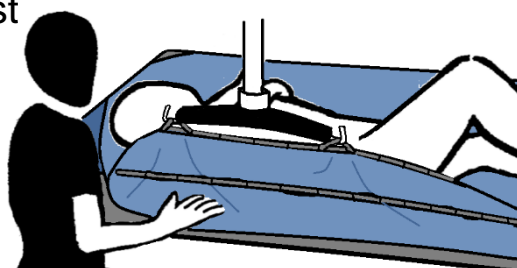


2

Carer to move person to edge of bed as per guidance sheet B29.

3

Carer to attach handle straps onto hoist spreader bar at shoulder and hip level. (if bed side rails in situ; these may be raised on the opposite side to carer.)



4

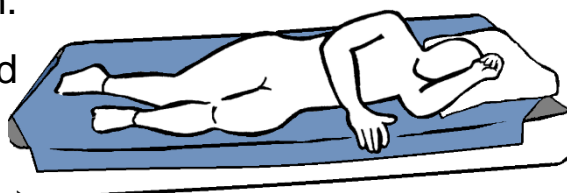
Carer to move to opposite side of bed, and operate hoist to roll person.

Carer to ensure that person is not at edge of bed, and move them back using top sheet (as required).



5

Person to maintain side lying position. (If using a wedge, refer to Moving and Handling Care Plan for positioning)



6

Carer to lower hoist.

7

For supported roll back; re-attach handle straps to hoist spreader bar, raise to take the tension. Encourage person to lean back into top sheet whilst lowering hoist.



8

After desired positioning is reached. Carer to lower 'curtain' (middle section of base sheet) as per guidance sheet B27.

- N.B.**
- Person is not to be raised off bed. Do NOT use sheet as a sling.
 - Ensure bed is at appropriate height for carer