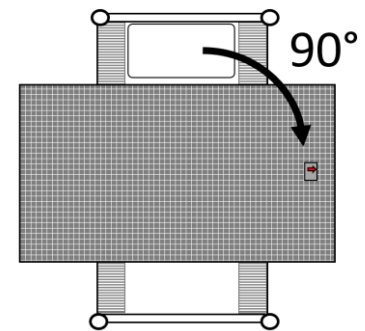


# LEGS ONTO BED

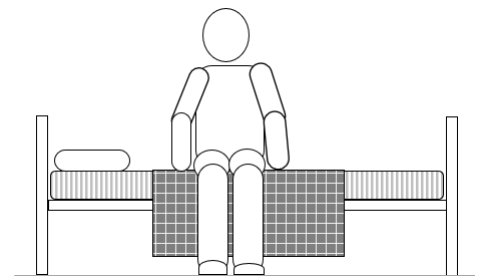
## Using Wendylett Sheet

**1**

Prior to transfer Wendylett Top sheet to be positioned on bed at 90° angle.

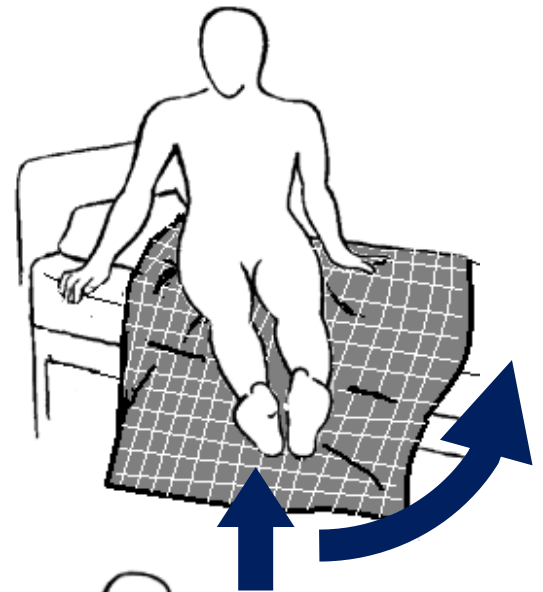
**2**

Person to sit on bed on top of turned Wendylett section

**3**

Person to raise legs, and rotate into bed pushing on mattress, turning Wendylett sheet as they go.

If person requires assistance to raise legs carer to assist as per guidance sheet B2.

**4**

Person to straighten up in bed.  
Carer to ensure that the Wendylett sheet is straightened and is flat underneath person.

Wendylett sheet to be tucked under mattress when not in use.

