

The practitioner resource pack
Helping you make the most of working with
Mind Of My Own
for children's and young people's digital
participation



Remind yourself how it works



Press PLAY or share this link: <https://vimeo.com/322192496>

USING YOUR PRACTITIONER SPACE/WORKER ACCOUNT:

As a practitioner you log into your account here:
worker.mindofmyown.org.uk

One

Needs help but prefers the older look and feel

Wants the wider range of options

Express

Has additional learning needs or is young, eg, age 2/3 upwards

Has less literacy, or English not the first language

No email account



USING THEIR OWN ACCOUNT:

A young person will log into their One account here:
one.mindofmyown.org.uk

One

Able to read simple English, eg, age 7/8 upwards

Has their own email account, or is able to get one

Capable of self direction – ie, to log in, make personal choices, know who to send to without help

Express


An older young person being supported towards independence

Helped by you, the practitioner, to hold a restricted account (ask your account manager if you forget how to do this)



Introduce Express

Create a profile for the child in your practitioner space/worker account



Find a moment – “We’re having sandwiches for lunch. Come and show me what you would like for afternoon snack”



Capture the child’s interest with the selfie and celebratory sounds



Give the child as much choice as possible and encourage them to make their own selections by clicking on the options.



Press SEND, retrieve the PDF and print it for the child to keep.



These are our ideas, come up with some great ones of your own

See if you can work out what these pictures are about

Come and show me the things you like

Let me show you how you can make a report with your photo on it

I know you love pizza! What's your second favourite food? Come and show me on the computer

How are you feeling today? You can use Express if it's easier than talking

How did you get on today? Use this app with me to let me know

Let's press SEND now so we can keep your report and print it for you

Introduce One



Show the young person the app on your practitioner account. Explain how ReciteMe works.



Use the step-by-step guide to show the young person how to sign up for their own One account.



Ask the young person to use the app to send you a statement about something important to them.



When you receive the statement make a point of responding straight away to the young person.

One: What to say



You can use this app to tell me and other adults you trust about stuff that's important in your life
It's easier than saying things face to face

The app helps you organise your thoughts and say what you want to say

You can use it on any device and any browser, as long as you log in and out properly

I can show you step by step how to sign up for your own account

Your account is private and only you will know what's in it

This is your chance to get statements written by you in your own words on to your case records

These are our ideas, come up with some great ones of your own

What NOT to say?

One

We've been told to use this with all young people
Use this app, you're bound to like it because you're a digital native
There's this really cool app.....
Look at this feedback tool
You should use this, but I've forgotten how you sign up....
Just go to the app store and download it



Express

Come and play this game on the ipad
You've got to use this app
I want you to answer some questions
You need to do this for me
Your respite care/holiday club/new school needs to know about you so use this to tell them



Helping a young person to sign up for a One account

Step by Step



How a **young person** can find One – click on a link below





Already have an account?

Login

Create an account in 3 easy steps

Sign Up

Privacy Policy
Accessibility Statement

Once the young person has accessed the Website, or the App, they will need to click SIGN UP

Words

Words with pictures

It is your right to have information about you kept private



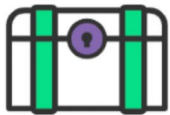
Mind Of My Own will never tell anyone your email address



We need your birthday so we can make sure your statement gets to the right worker



Your worker puts your statement on your case notes and then gets in touch with you



Your information is private and is kept safe

For more information, please see our privacy policy. If you decline these conditions, we can't offer you an account but we're very interested to know why so we can improve our service in the future. Please email us.

I understand this privacy statement and give my consent.

The young person can choose one of these ways to find out about their privacy before giving their consent to using One:

Simple words with pictures

Or just words

Why we ask for this information

Choose how to read the information about your privacy:

Words

Words with pictures

It is your right to have information about you kept private

We need you to have an email address in order to use the One app. Information given by you is sent directly to your worker (or another professional you trust). They need to reply to you securely by email. Mind Of My Own will NEVER use your email address for any other purpose. All the information you create when using the apps is stored on the Mind Of My Own servers.

We keep your email address secret from everyone except the people you choose to send your information to. We need to know your name and date of birth. This is so that when you send information to your worker, it goes to the person you have chosen to send it to. Your name and date of birth helps the Mind Of My Own coordinators to match you to the correct worker.

Mind Of My Own coordinators are workers in your organisation who are responsible for seeing private letters and reports and putting personal information (including your statements) on to your case file.

For more information, please see our privacy policy. If you decline these conditions, we can't offer you an account but we're very interested to know why so we can improve our service in the future. Please email us.

I understand this privacy statement and give my consent.

Accept





Accessibility

Thank you for starting a One app Account!

Where do you live?

We will need this information to find out the services near you. We use Google software to do this, but Google does not see your personal information.

Hint: just the nearest town or city



The young person will be asked where they live – they should type their nearest town.

What services do you use?

Select all of the services that you use (this could be more than one).

- Hypothetical college
- Demo Fostering agency
- Example Residential
- Specialist service organisation
- Local Authority
- Youth Justice Service
- New Zealand Org
- NZ School
- Australian Organisation

See More

Don't worry if you haven't found your service. You can still use the One app if you know the email address of the person.

They will then be asked which services they use – They can select up to three.

Hi Sam

What would you like to do today?



My worker is visiting



My life



Get ready for a meeting



Share my good news



Prepare for a Child Protection Conference



Sort a problem



Planning for adulthood



Get ready for a foster care review



How did the meeting go?



My education



My wellbeing



Return from missing



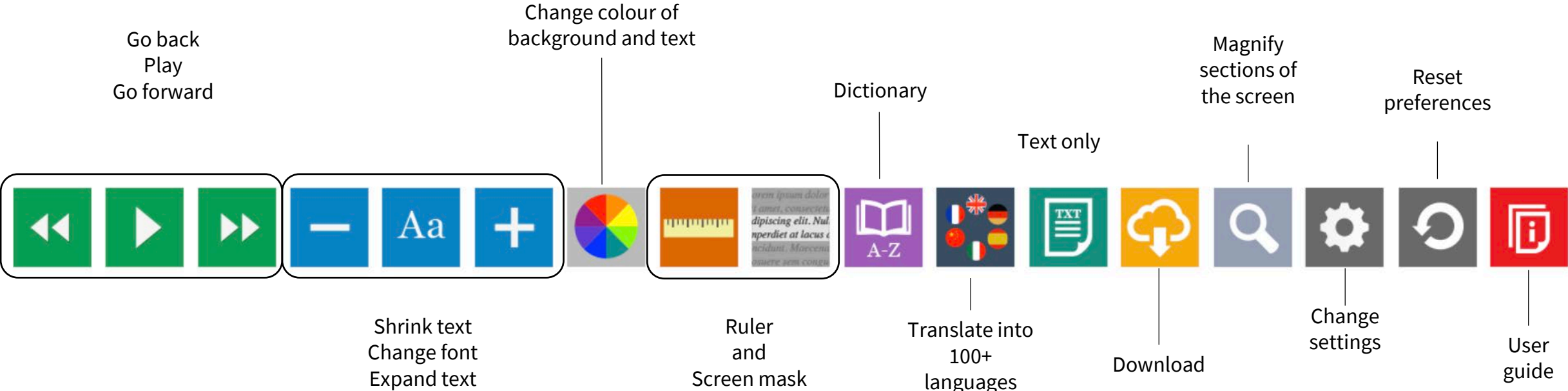
This is me...

The young person is now set up and able to complete a range of statements within the landing page. Don't forget to click on "accessibility" to help with neurodiversity or language needs.

This will open the ReciteMe tool bar, see next page

accessibility

toolbar





Problems? Email:
support@mindofmyown.org.uk

