

# GENOGRAM LEGEND

A genogram is a graphical representation of family relationships showing the quality and proximity of relationships and patterns across generations. Genograms can be used as a visual tool to encourage young people to talk about their family, and can be approached as a 'work in progress', developed over time, allowing the young person to tell their story at their own pace. This enables the worker to more sensitively respond to elements of the story when and if the young person feels safe enough to share. A key of commonly used symbols follows.

## Basic symbols

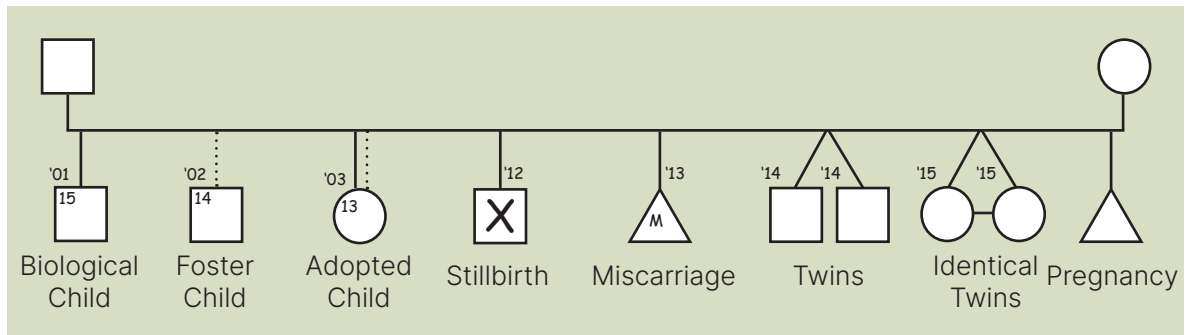
Male	Female	Nonbinary	Transgender	Birth Date	Age	Death Date	Death = X	Unknown gender
			female to male	male to female	written above left of symbol	written inside symbol	written above right of symbol	

Marriage	De-facto Relationship	Lesbian	Gay	Bi-sexual male	Bi-sexual female
	LT = Living Together				

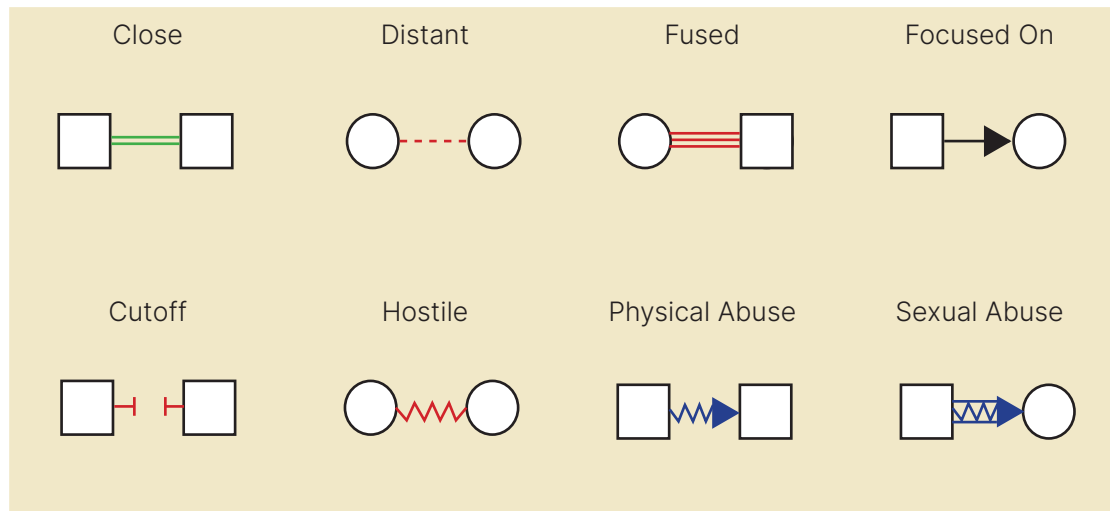
- Two people who are married or de-facto are connected by lines that go down and across.

Separation	Divorce	Getting back together after divorce

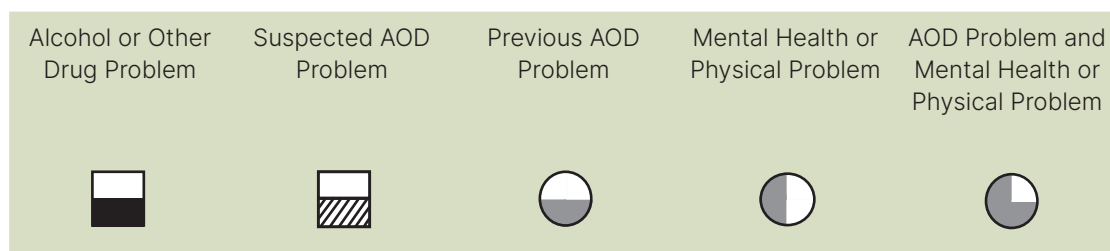
Children: List in birth order beginning with oldest on the left



Symbols denoting interactional patterns between people



Symbols Denoting Alcohol and Other Drug (AOD) and/or Mental / Physical Problems



View a genogram demonstration video

<https://youtu.be/FltcrVdIYpw>

This legend is based on content from the Dovetail Good Practice Guide: "Working with families and significant others" available from [insight.qld.edu.au/dovetail](http://insight.qld.edu.au/dovetail)

**Dovetail**

Supporting the youth alcohol and other drug sector in Queensland